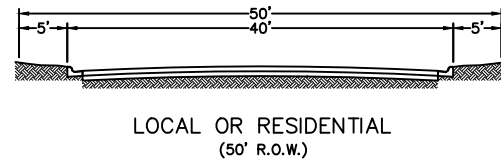
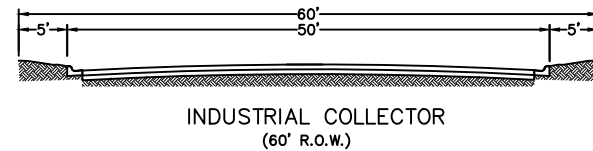
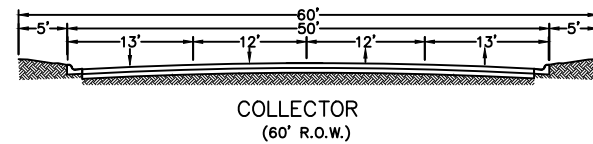
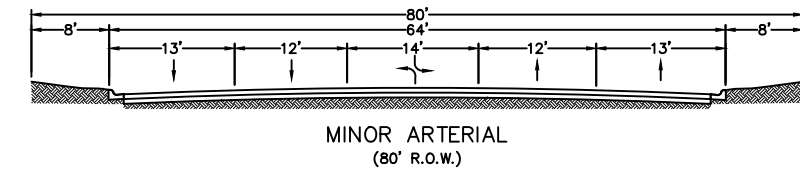
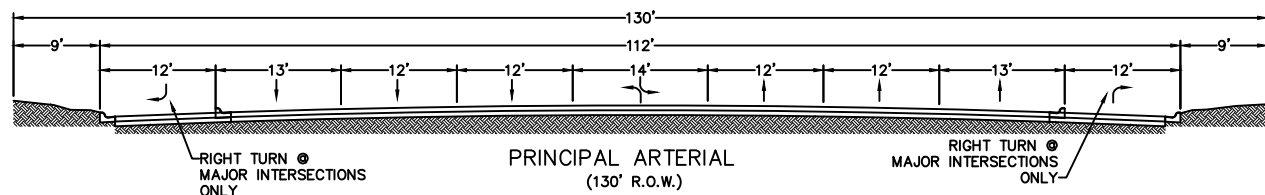
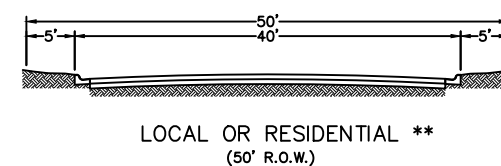
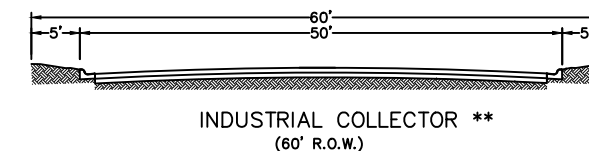
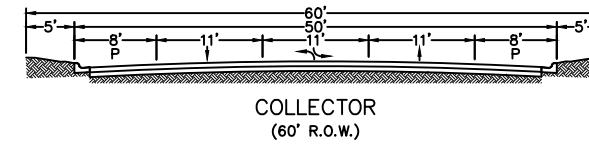
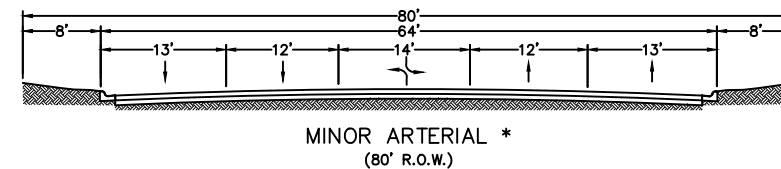
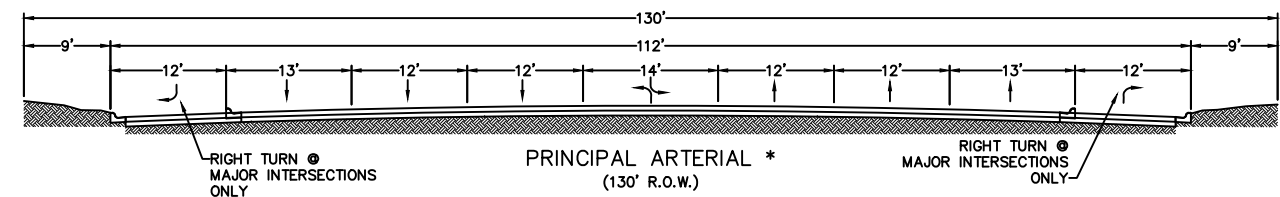


ROW and Pavement Cross Sections



NOTES:
 ALL CROWNS SHALL BE PARABOLIC
 AND SHALL CONFORM TO THE
 FOLLOWING UNLESS OTHERWISE
 NOTED.

STREET WIDTH (B/B)	CROWN HEIGHT
40	6"
50	7.5"
64	9"
112	14"



NOTES:
 ALL CROWNS SHALL BE PARABOLIC
 AND SHALL CONFORM TO THE
 FOLLOWING UNLESS OTHERWISE
 NOTED.

STREET WIDTH (B/B)	CROWN HEIGHT
40	6"
50	7.5"
64	9"
112	14"

* - PARKING PROHIBITED
 ** - NO STRIPING REQUIRED

ROW & Pavement
 Cross Sections
 Optional Parking