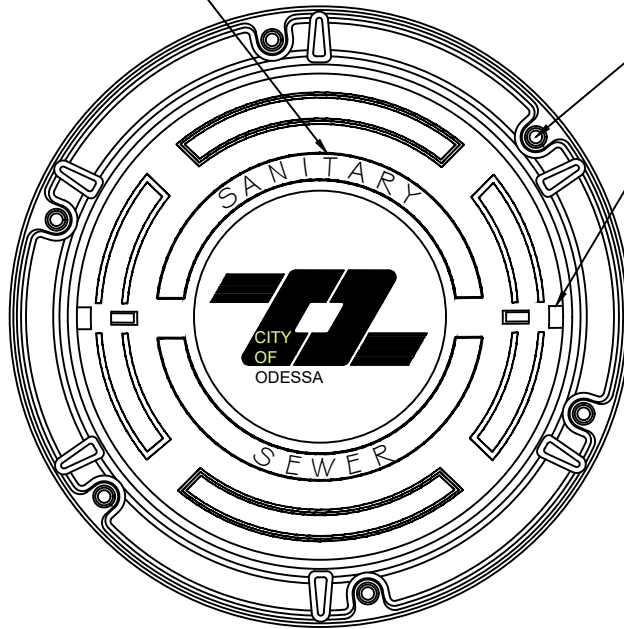


WATERTIGHT MANHOLE FOR FLOOD AREAS

1/4" LETTERING (TYP)
 (RECESSED FLUSH)

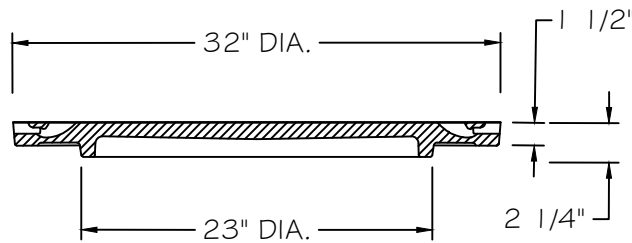


(6) 1" DIA. HOLES
 ON 37" CENTER

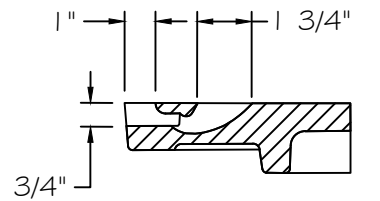
(2) EPIC™ PICKHOLES

FRAME - V 1420 / 148Z1
 COVER - V 1430A

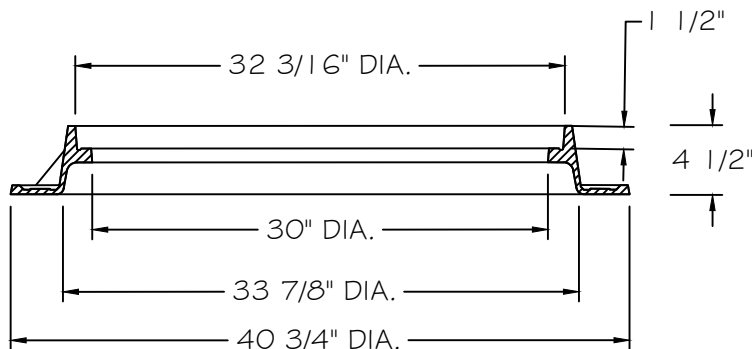
MATERIAL SPECIFICATION
 COVER * GRAY IRON
 ASTM A48 CL 35B
 FRAME - GRAY IRON
 ASTM A48 CL 35B



COVER SECTION



PICKHOLE DETAIL



FRAME SECTION

NOTES:

HEAVY-DUTY MANHOLE RING AND COVER WEIGHING NOT LESS THAN 500 LBS. SHALL BE USED WHEREVER A MANHOLE IS LOCATED IN THE PAVED PORTION OF A STREET OR PROPOSED STREET.

DRAWN BY: jHarris
 DATE: Dec. 2008
 REV. DATE: 8/22/2019
 SCALE: NTS